



Endeavor™

Own the strongest and most durable Instant Shelter® product in the world, the Endeavor™ shelter. This patented one-piece professional-grade shelter is a strong, octagonal-legged shelter built to perform and is ideal for command posts, recruiting, military, government, and more. The Endeavor™ shelter has a frame constructed of aircraft-grade aluminum and comes assembled with hardware components and technology designed to make it stronger and withstand the toughest environments.



AVAILABLE IN

- 3 m x 3 m
- 3 m x 4.5 m
- 3 m x 6 m
- 4 m x 4 m

TECHNOLOGY



Auto-Peak® Tensioner
Ensures Proper Top Fit and Form

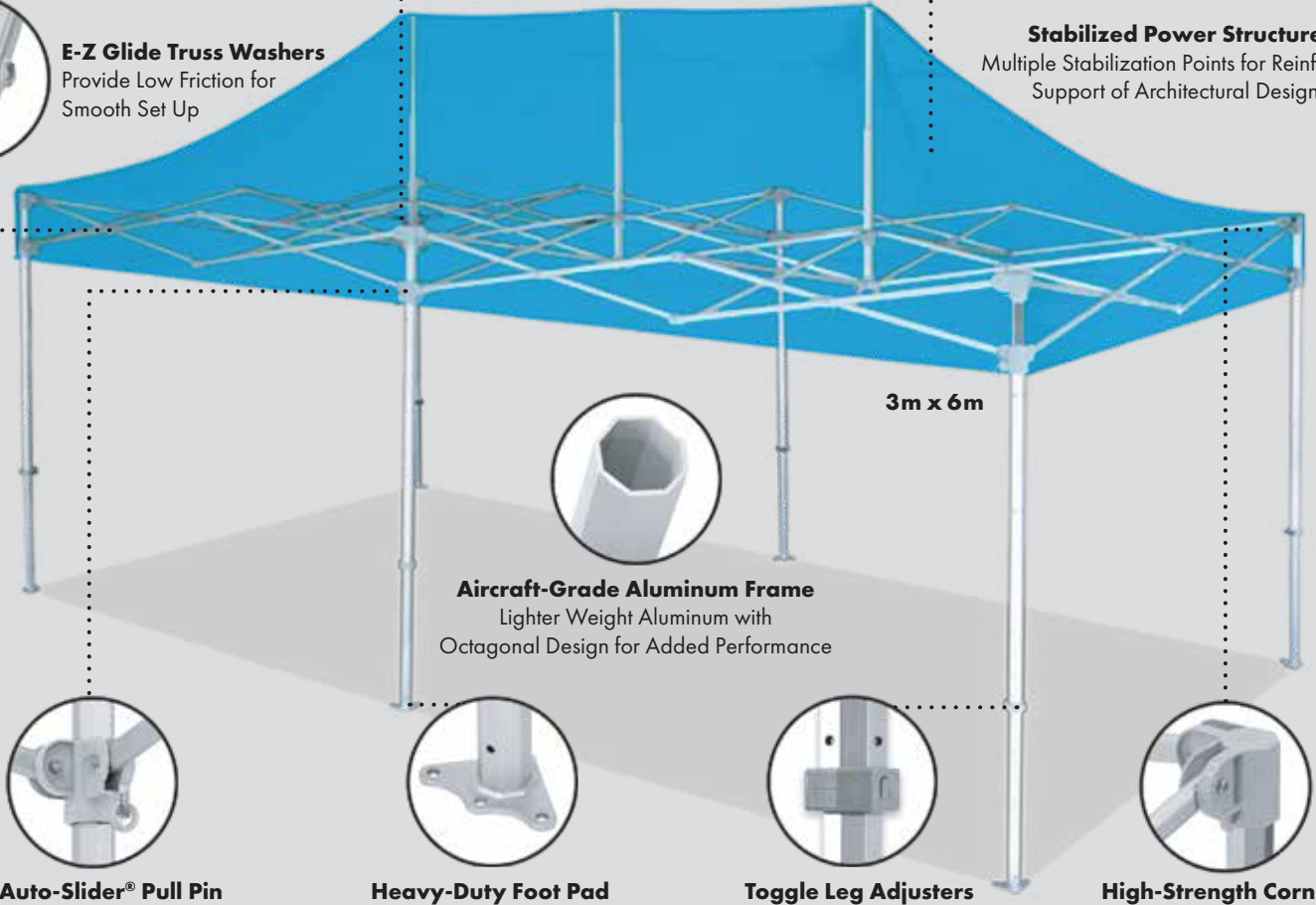


Professional-Grade Fabric Top
Greater Durability and Longer Lasting Performance



E-Z Glide Truss Washers
Provide Low Friction for Smooth Set Up

Stabilized Power Structure
Multiple Stabilization Points for Reinforced Support of Architectural Design



3m x 6m



Aircraft-Grade Aluminum Frame
Lighter Weight Aluminum with Octagonal Design for Added Performance



Auto-Slider® Pull Pin
Pull Pin Grooved for Quick Lock and Release



Heavy-Duty Foot Pad
Aircraft-Grade Aluminum and Extra Wide for Increased Stability



Toggle Leg Adjusters
Comfortable Toggle Grip with 5 Height Adjustment Options (4m x 4m has 3 Height Adjustment Options)



High-Strength Corners
Heavy-Duty for Greater Durability and Includes Built-In FXT Attachment Points

All Endeavor™ Products Include the Following Features:

FRAME	Aircraft-Grade Aluminum Frame is Rust Resistant and 25% Lighter than Steel	PRODUCT INCLUDES	Fabric Top, Folding Frame, and Cover Bag
TOP FABRIC	Professional Grade Fabric	CUSTOM PRINTING OPTIONS	Custom Graphics Available*
FIRE CERTIFICATION	Meets the B1, CPAI-8 and NFPA-701, CAN/ULC-S109 Fire-Resistance Requirements and California Fire Certified Flame Retardant	WARRANTY	7 Years







MIX AND MATCH

Customize your Endeavor™ shelter to suit your style with a custom color top or custom-printed graphics! Whichever direction you go, your Endeavor™ shelter is UP for Everything™.

FRAME COLORS

- 
 Clear Aluminum
- 
 Matte Black***

STANDARD TOP COLORS

- 
 Black
- 
 Red
- 
 Royal Blue
- 
 Steel Gray
- 
 White

PREMIUM CUSTOM TOP COLORS

- 
 Beige
- 
 Bone
- 
 Brown
- 
 Burgundy
- 
 Forest Green
- 
 Gold
- 
 Grape
- 
 Limeade
- 
 Kelly Green
- 
 Navy Blue
- 
 Silver
- 
 Splash
- 
 Steel Orange
- 
 Yellow

RECOMMENDED USES

- Sponsorship Advertising
- Trade Shows
- Corporate Events
- Event Marketing
- Rental Industry
- Indoor & Outdoor Display
- Automotive & Racing Events
- Disaster Relief Services
- Emergency Response

OPTIONAL ACCESSORIES

- Event Lights
- Deluxe Weight Bags
- Heavy-Duty Stake Kit
- Sidewalls & Railskirts*
- Deluxe Wide-Trax™ Roller Bag**
- Tables & Table Covers
- Flags and Banners
- Chairs

*Railskirts Available for 3m Side Only
 **Not Available in 3x6m and 4x4m
 ***Not Available 4x4m

SIZES

ENDEAVOR™ 3 m x 3 m (10' x 10')



SHADED AREA	9 sq.m. (100 sq.ft.)
FRAME SHIPPING WEIGHT	27.4 kg. (68 lbs.)
TOP SHIPPING WEIGHT	5.4 kg. (12 lbs.)
TOP BOX DIMENSIONS	67.3 cm x 26.7 cm x 8.9 cm (26.5" L x 10.5" W x 3.5" H)
FRAME BOX DIMENSIONS	1.7 m x 32 cm x 29 cm (67" L x 12.5" W x 11.5" H)
MAXIMUM PEAK HEIGHT	3.4 m (11' 2")
MAXIMUM HEADROOM	2.2 m (6' 11")
MAXIMUM VALANCE CLEARANCE HEIGHT	2.1 m (6' 9")





SIZES

ENDEAVOR™ 3 m x 4.5 m (10'x 15')



SHADED AREA	14 sq.m. (150 sq.ft.)
FRAME SHIPPING WEIGHT	45.3 kg. (100 lbs.)
TOP SHIPPING WEIGHT	6.8 kg. (15 lbs.)
TOP BOX DIMENSIONS	67.3 cm x 36.8 cm x 11.4 cm (26.5" L x 14.5" W x 4.5" H)
FRAME BOX DIMENSIONS	1.7 m x 43 cm x 35.6 cm (67" L x 17" W x 14" H)
MAXIMUM PEAK HEIGHT	3.4 m (11' 2")
MAXIMUM HEADROOM	2.2 m (6' 11")
MAXIMUM VALANCE CLEARANCE HEIGHT	2.1 m (6' 9")

ENDEAVOR™ 3 m x 6 m (10'x 20')



SHADED AREA	18.6 sq.m. (200 sq.ft.)
FRAME SHIPPING WEIGHT	60 kg. (129 lbs.)
TOP SHIPPING WEIGHT	10 kg. (22 lbs.)
TOP BOX DIMENSIONS	69 cm x 38 cm x 13 cm (27" L x 15" W x 5" H)
FRAME BOX DIMENSIONS	1.65 m x 66 cm x 34 cm (65" L x 26" W x 13.5" H)
MAXIMUM PEAK HEIGHT	3.4 m (11' 2")
MAXIMUM HEADROOM	2.2 m (6' 11")
MAXIMUM VALANCE CLEARANCE HEIGHT	2.1 m (6' 9")

ENDEAVOR™ 4 m x 4 m (13'x 13') Only Available in Clear Aluminum Frame



SHADED AREA	15.7 sq.m. (169 sq.ft.)
FRAME SHIPPING WEIGHT	41 kg. (90 lbs.)
TOP SHIPPING WEIGHT	9 kg. (20 lbs.)
TOP BOX DIMENSIONS	66 cm x 36.8 cm x 10.8 cm (26" L x 14.5" W x 4.25" H)
FRAME BOX DIMENSIONS	2.15 m x 33 cm x 33.7 cm (84.5" L x 13" W x 13.25" H)
MAXIMUM PEAK HEIGHT	4.1 m (13' 3")
MAXIMUM HEADROOM	2.4 m (7' 11")
MAXIMUM VALANCE CLEARANCE HEIGHT	2.1 m (7')



E-Z UP Europe B.V.
 Ringveste 7
 3992 DD Houten
 The Netherlands

TEL • +31(0) 30 635 41 00
euinfo@ezup.com

ezup.com