




# CANOPY AWNING KIT



CANOPY NOT INCLUDED

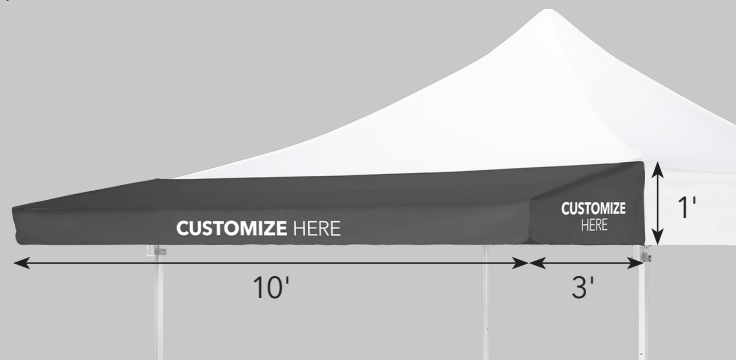
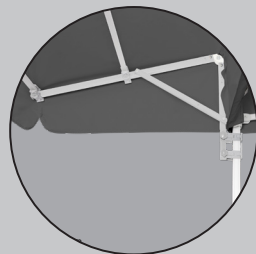
Add 30% more shade to your shelter with a detachable Canopy Awning. Enhance your setup with a unique configuration that sets you apart from the rest. Whether you aim to expand shade protection or bolster your brand identity, this Canopy Awning is the versatile event solution you need to elevate your shelter experience and attract more customers.

As an integral component of the E-Z Event System™, our Canopy Awning seamlessly integrates with your E-Z UP® shelter to optimize your setup. It provides an additional 30 sq ft of shade coverage, which increases foot traffic and dwell time at your events.

## FEATURES

- Additional 30 Sq Ft of Shade Area
- 10' L x 3' W x 1' H
- Designed to Fit 10' x 10' Straight Leg Canopies
- Customize with Your Branding for Added Visibility
- Printed Area Measurements:
  - Front Valance: 114.5" x 6"
  - Side Valances: 33.25" x 7"
- Professional Grade Fabric
- Integrated Rain Gutter - Shields Against Water Runoff
- Detachable Sturdy Steel Frame
- Easy to Use Thumb Screws - No Tools Needed for Installation
- Attaches to Shelter with Included E-Z Brackets (Patent Pending)
- Compatible with Eclipse™, Endeavor™, Endeavor™ MAX, Endeavor™ USA, ES100S™, Hi-Viz®, Hut™, Pyramid™, Speed Shelter®, Vantage™
- Shelter Not Included
- Includes: (2) Awning Frame Sides, (1) Awning Cover, (2) Crossbars, (4) Square Crossbar Brackets, (4) E-Z Brackets

<b>PRODUCT DIMENSIONS</b>	9' 9" L x 37" W x 12" H (3 m x 94 cm x 30 cm)
<b>ITEM WEIGHT</b>	19.5 lbs (8.8 kg)
<b>FRAME SHIPPING DIMENSIONS</b>	53" L x 5.5" W x 4" H (135 cm x 14 cm x 10 cm)
<b>FRAME SHIPPING WEIGHT</b>	20 lbs (9.1 kg)
<b>TOP SHIPPING DIMENSIONS</b>	16" L x 12" W x 3.5" H (41 cm x 30 cm x 9 cm)
<b>TOP SHIPPING WEIGHT</b>	3.8 lbs (1.7 kg)
<b>WARRANTY</b>	1 Year



**International E-Z UP, Inc.**  
1900 Second Street  
Norco, California 92860  
(951) 279-0999 • FAX (800) 810-8775

TO ORDER:  
**(800) 45-SHADE**  
(800) 457-4233