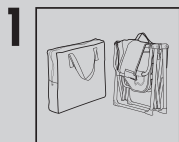


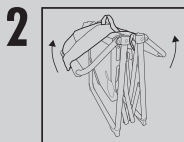
# E-Z UP Commander Directors Chair

## INSTRUCTION SHEET

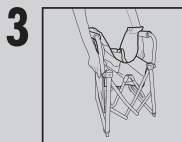
### SET UP



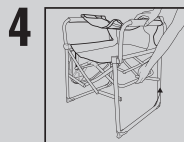
Remove your chair from the bag



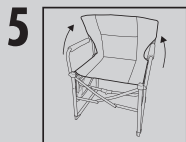
Raise the sides of the chair up



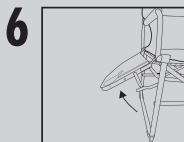
With both hands on the seat frame push down



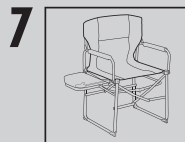
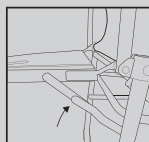
Lift bar until the chair locks to the open position



Raise the backrest up



Lift up the table and ensure the support brackets are locked



Your chair is now ready to use

### CARE AND MAINTENANCE

For long lasting durability and the best possible protection for your E-Z UP® Chair, follow this E-Z care and maintenance instruction:

- Use mild soap (not detergent) and plenty of water to clean your chair

INTERNATIONAL E-Z UP, INC. 1900 Second St., Norco, California 92860  
800-45-SHADE

The #1 Instant Shelter® Brand in the World  
[ezup.com](http://ezup.com)



## ADDITIONAL E-Z UP® PRODUCTS



SHELTERS



SIDEWALLS



CAMPING CUBES



LIGHTS



TABLES/TABLE COVERS



WEIGHT BAGS

Learn more at [ezup.com](http://ezup.com)