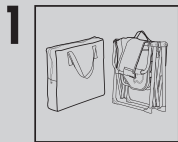


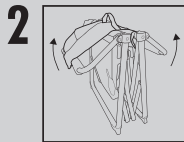
E-Z UP Commander Directors Chair

INSTRUCTION SHEET

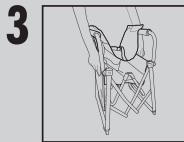
SET UP



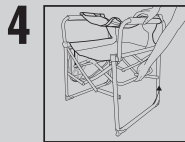
Remove your chair from the bag



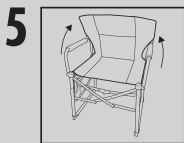
Raise the sides of the chair up



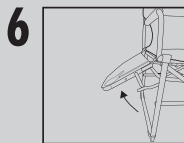
With both hands on the seat frame push down



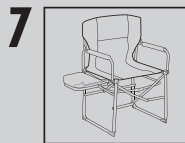
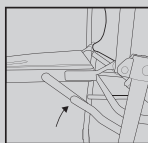
Lift bar until the chair locks to the open position



Raise the backrest up



Lift up the table and ensure the support brackets are locked



Your chair is now ready to use

CARE AND MAINTENANCE

For long lasting durability and the best possible protection for your E-Z UP® Chair, follow this E-Z care and maintenance instruction:

- Use mild soap (not detergent) and plenty of water to clean your chair